

iCASP Confluence 2021

Overview of iCASP Impacts and Partnership Development

Dr Hebin Lin, iCASP Impact and Economic Evaluator

H.B.Lin@leeds.ac.uk

Finn Barlow-Duncan, iCASP Impact Officer

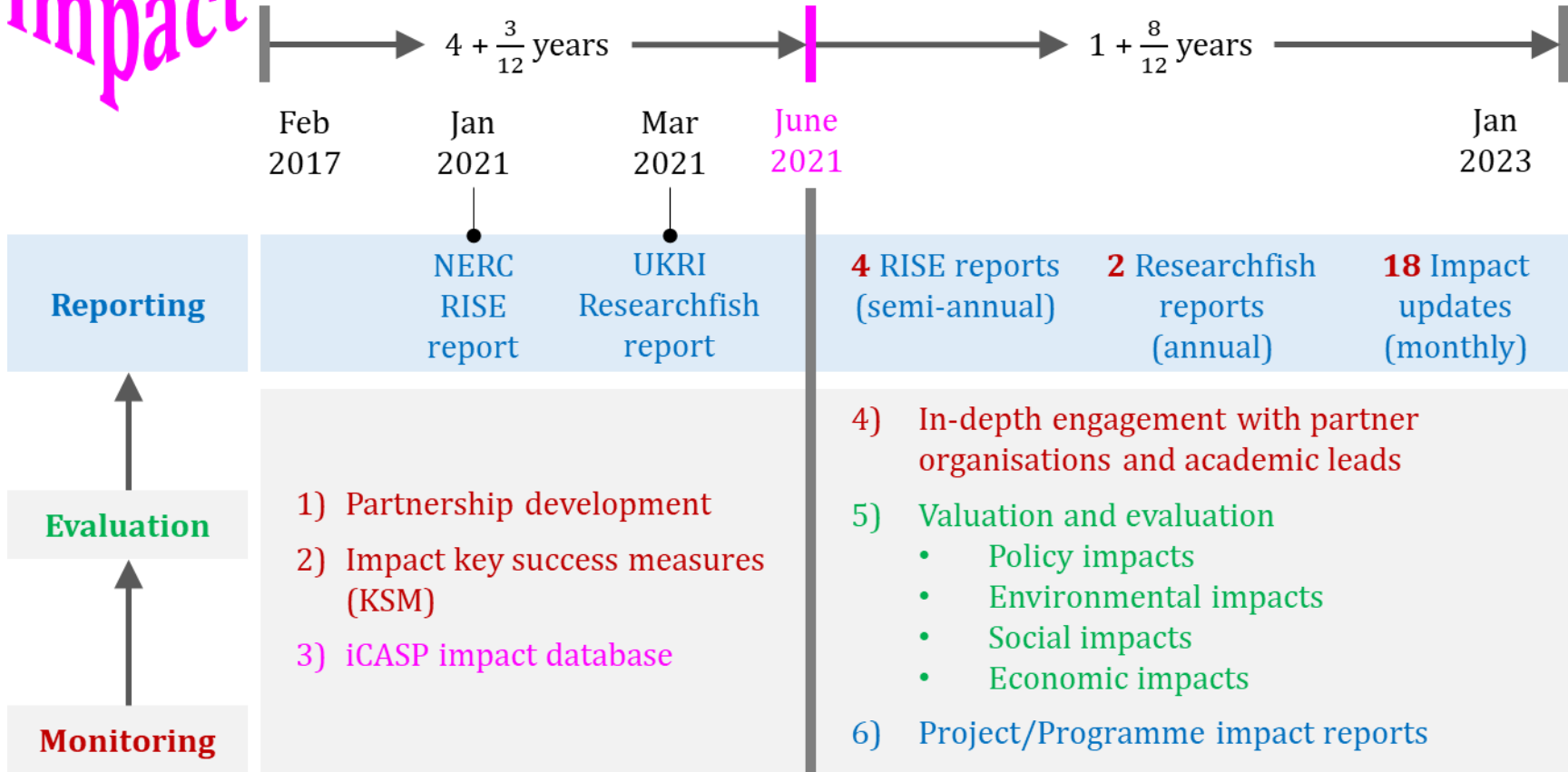
Phoebe King, iCASP Project Support Officer

Leeds, United Kingdom

8 June 2021

We Are Here

Impact



Note

- **NERC**: Natural Environment Research Council
- **RISE**: Regional Impact from Science of the Environment
- **UKRI**: UK Research and Innovation
- **Researchfish**: a platform by interfolio used globally by funders and universities to track research and evidence, impact. <https://researchfish.com>.

iCASP Impact Database: Built in May 2021

1 File, 49 Tabs

Guidance

Automation


Integration

- READ ME
- Graph_Overall
- Graph_Temporal
- Graph_Spatial
- All
- Overview
- Proposal
- Workstream
- Team
- Network
- In-kind
- 00 Program
- 01 UKCP
- 02 FAS
- 03 OPR
- 04 NFM
- 05 Public Good
- 06 ESFFF
- 07 Derwent
- 08 Don
- 09 UKCP Forum
- 10 GBI
- 11 Calderdale
- 12 Mn_Water
- 13 Nitrogen
- 14 PIO
- 15 INNS
- 16 SME
- 17 LWWP
- 18 SUIM
- 19 CFR
- 20 SHAPE
- 21 Mn_Peat
- 22 INMY
- 23 Mn_Aire
- 24 CIRIA
- 25 CONSOLE
- 26 PFR
- 27 Mn_Rye
- 28 Mn_Skell
- 29 Mn_Moor
- 30 Mn_Valuation
- 31 NAO NB
- 32 Mn_Bestmap
- 33 Rother
- 34 Mn_Landslide
- 35 Peat Data
- 36 Burn Mapping
- 37 Mn_Bishops

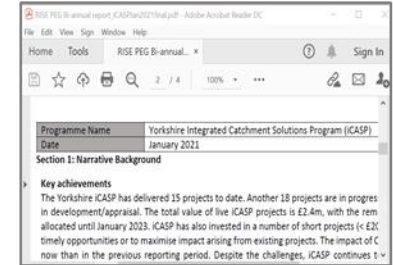
Impact Database_3Jun2021.xlsx - Excel

	QJ	QK	QL	QM	QN	QO	QP	QS	QV	QW
5	KSM 2: Science-User Engagement									
6	Table 2.4 Workshop or seminar									
7	No.	Program/Project code	Activity Title	Activity Type	How many people?	Geographical Reach	Primary Audience	Result Description	Month	Evidence
8										
9										
11	Total		76							
13	001	P00 Program	iCASP	Event,	101 - 500	Regional	Professional	Launch event	2017.07	2017.07_Work
14	002	P00 Program	iCASP-	Event,	11 - 50	Regional	Professional	Introduction	2017.07	2017.07_Work
52	040	P04 NFM	Co-design	Event,	11 - 50	Regional	Professional	Workshop to	2017.09	2017.09_Work
53	041	P04 NFM	CaBA	Event,	51 - 100			Richard	2018.02	2018.02_Work
66	054	P05 Public	Defining a	Event,	101 - 500	Regional	Policymaker	Presentations	2018.12	2018.12_Work
67	055	P05 Public	iCASP	Event,	11 - 50	Regional	Professional	Confirmed	2018.12	2018.12_Work
70	058	P08 Don HHSS	iCASP	Event,	1 - 10	Local	Third sector	Workshop to	2019.01	2019.01_Work
77	065	P15 INNS	Co-design	Event,	11 - 50	Regional	Professional	Workshop to	2018.10	2018.10_Work
78	066	P15 INNS	Stand at the	Event,	51 - 100	National	General	In the frame	2019.07	2019.07_Work
79	067	P16 SME	Webinar on	Event,	1 - 10	Local	Professional	In July 2020,	2020.07	2020.07_Webi

Graph_Overall | Graph_Temporal | Graph_Spatial | All | Overview | Proposa ...



NERC RISE reports



UKRI Researchfish



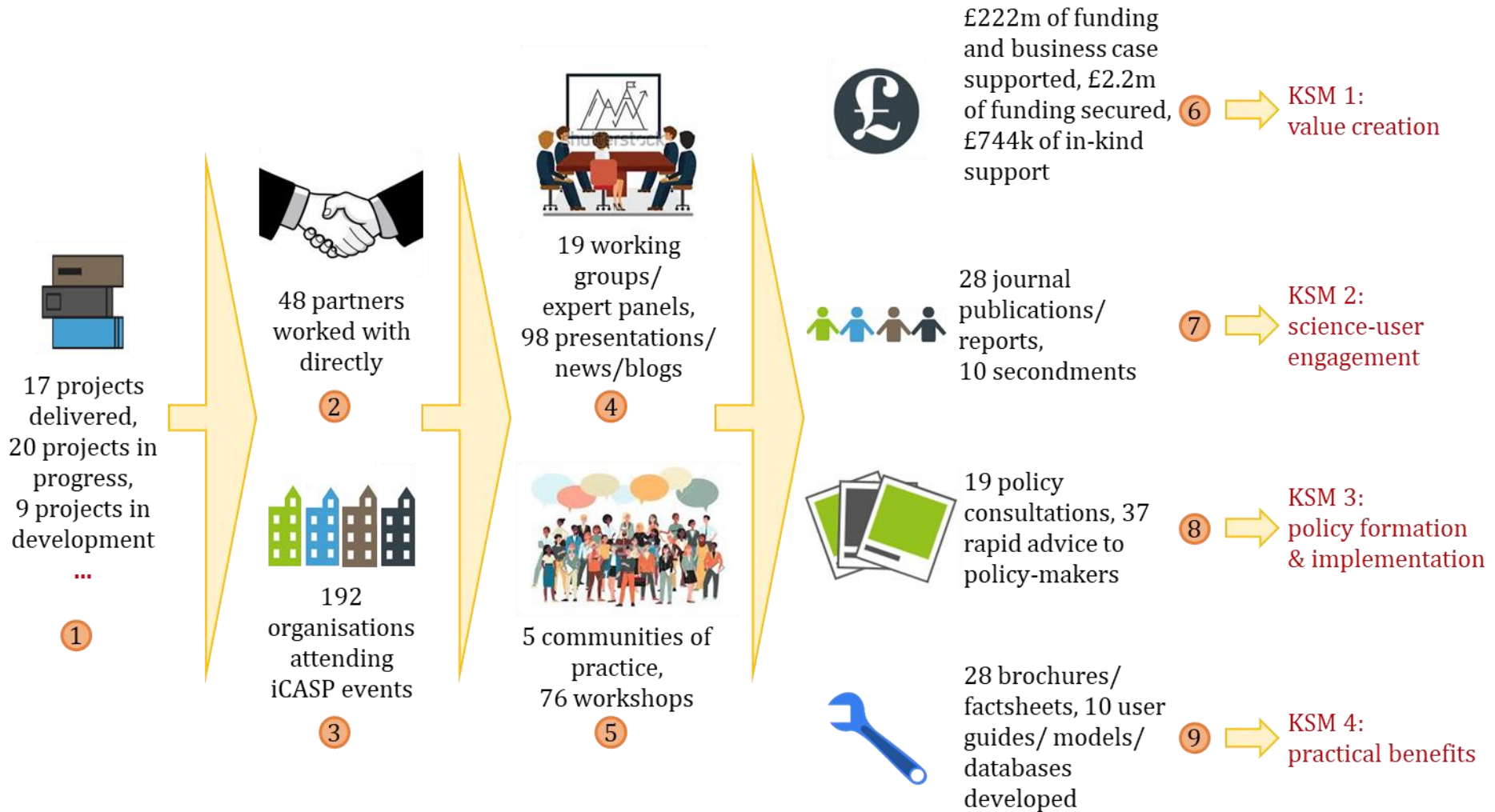
iCASP website



iCASP Overall Impacts

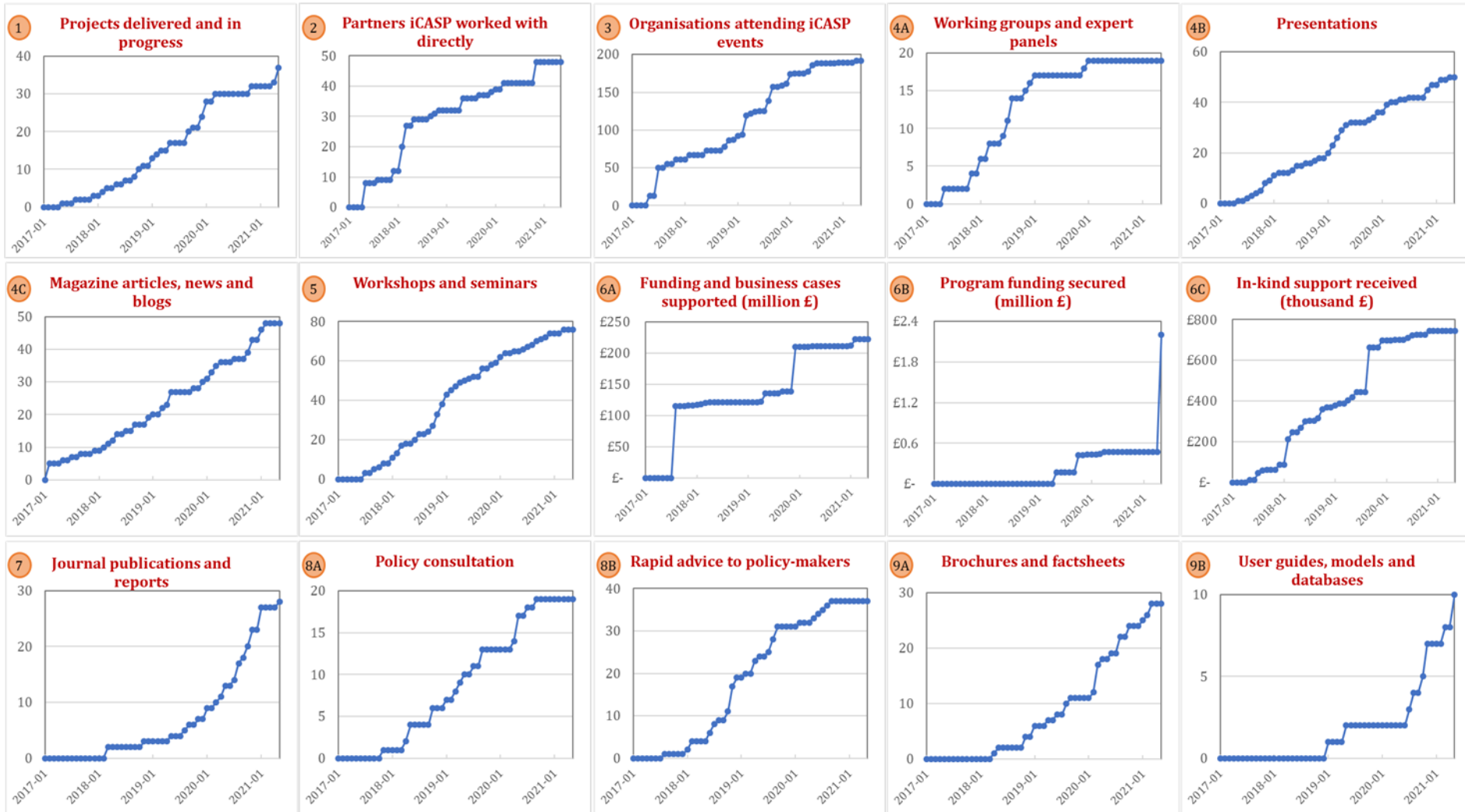
Key Success Measures (KSM)

(February 2017 – May 2021)



iCASP Impacts Through Time

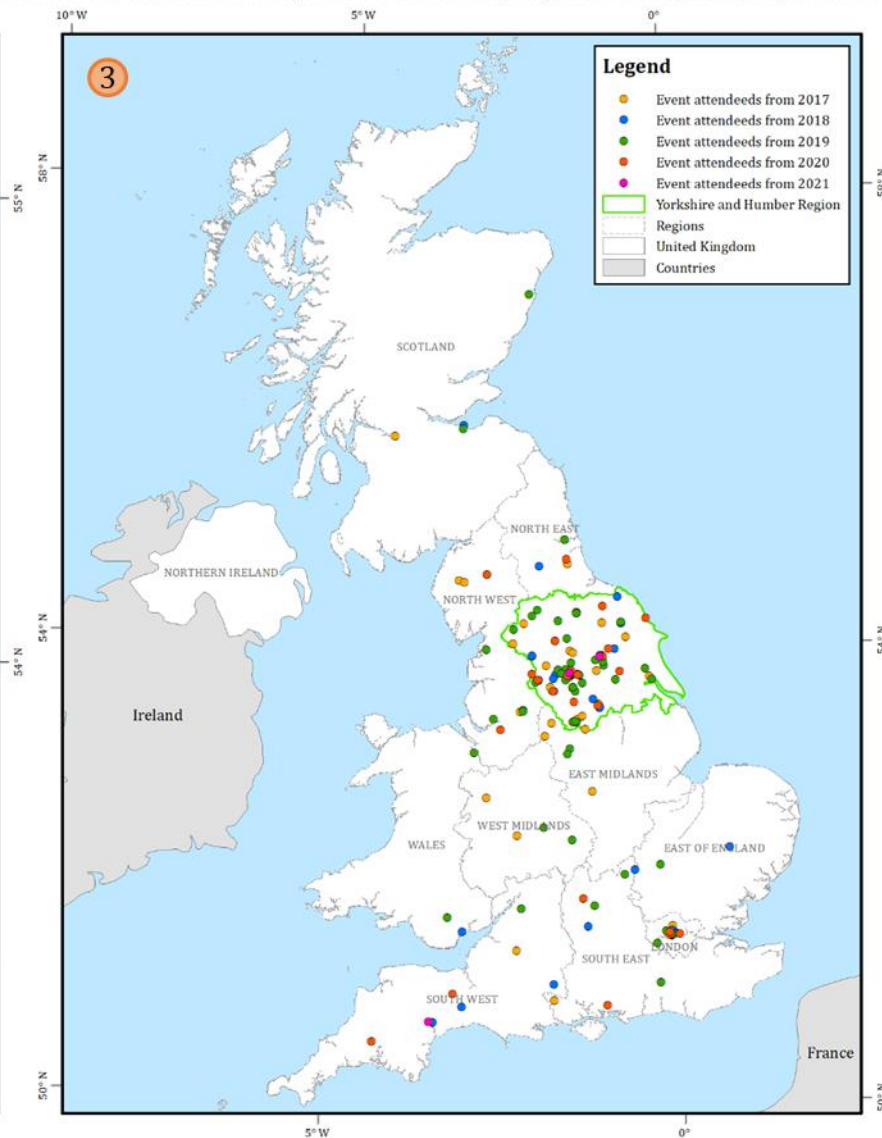
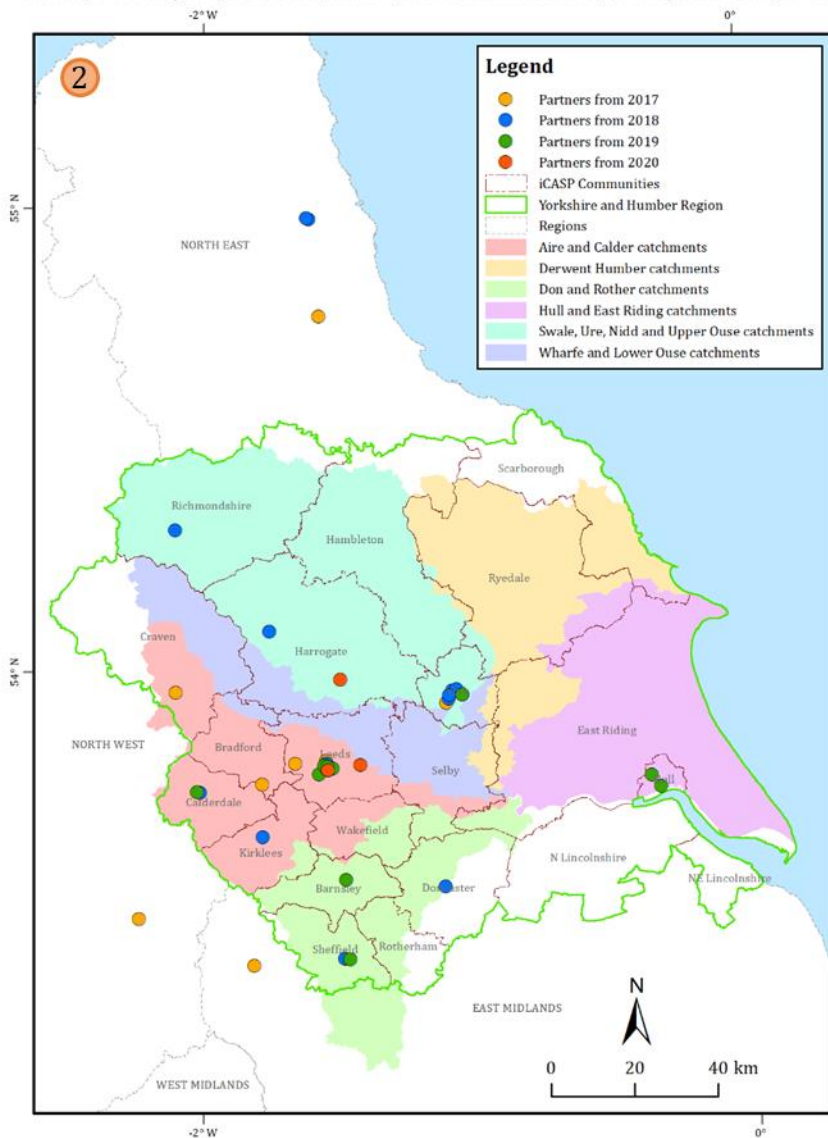
(February 2017 – May 2021)



iCASP Partnership Network

(February 2017 – May 2021)

These maps were compiled by Dr Hebin Lin, iCASP Impact and Economic Evaluator, University of Leeds on 7 June 2021 based on datasets from Ordnance Survey, Office for National Statistics, data.gov.uk, ArcGIS Hub, and iCASP impact database.



iCASP Partnership in Action

Partnerships are **fundamental** to iCASP projects

- Project co-design: 29 individuals representing 16 organisations
- Project appraisal: 13 organisations with equal voting
- Project delivery: 7 organisations including a partnership forum presenting further 5 organisations

Table 2.4 Workshop or seminar

No.	Program/Project code	Activity Title	Activity Type	How many people?	Geographical Reach	Primary Audience	Result Description	Month	Evidence
065	P15 INNS	Co-design	Event,	11 - 50	Regional	Professional	Workshop to	2018.10	2018.10_Work

➔ Project 15: Invasive non-native species



Co-designing, appraising and delivering projects with partners ensures we **generate impacts** through:

- Addressing real-world issues
- Encouraging integration
- Increasing awareness of opportunities
- Delivering peer-to-peer knowledge exchange
- Formulating tailored outputs
- Building ownership of solutions

Table 2.4 Workshop or seminar

No.	Program/Project code	Activity Title	Activity Type	How many people?	Geographical Reach	Primary Audience	Result Description	Month	Evidence
058	P08 Don HHSS	iCASP	Event,	1 - 10	Local	Third sector	Workshop to	2019.01	2019.01_Work

➔ Project 08: Don catchment hidden heritage secret streams



iCASP Partnership in Action

Project 04: Natural flood management (NFM)

No.	Program/Project code	Activity Title	Activity Type	How many people?	Geographical Reach	Primary Audience	Result Description	Month	Evidence
040	P04 NFM	Co-design	Event,	11 - 50	Regional	Professional	Workshop to	2017.09	2017.09_Work

Yorkshire NFM:
Community of Practitioners (CoP)



In-depth interviews conducted with CoP members to answer:
What is the value and impact of the CoP?



Social learning through partnerships

Knowledge expansion



Replicated NFM interventions

Peer-to-peer knowledge exchange



Invitations to NFM demonstrations

Adjustments to NFM approaches/activity



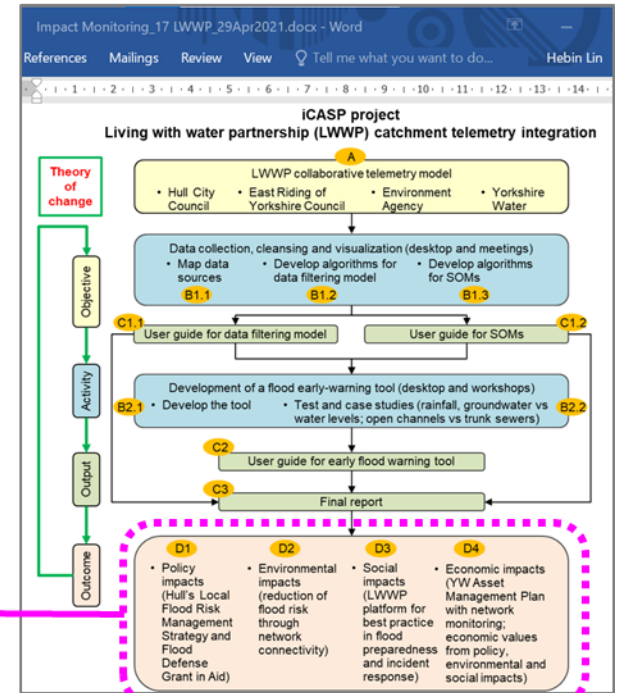
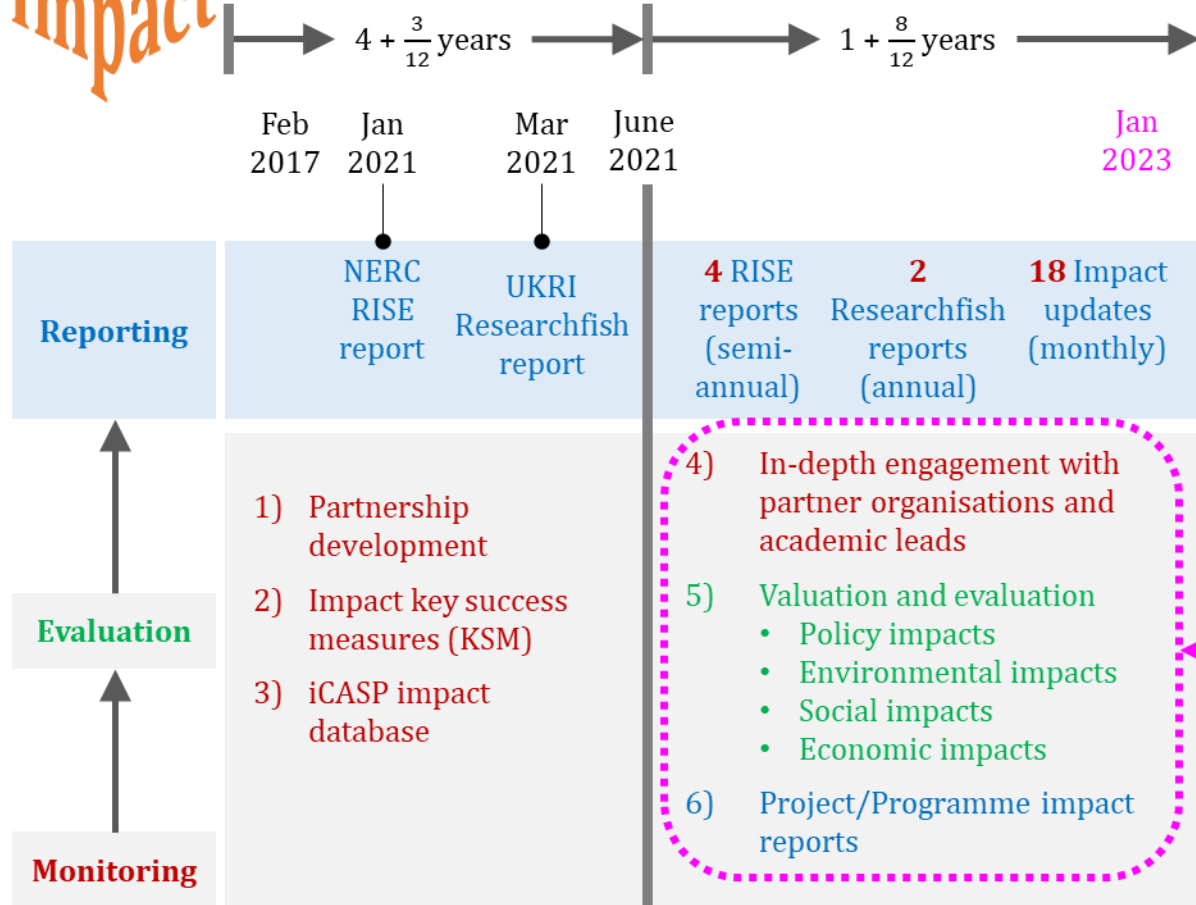
Adjustments in NFM interventions to improve biodiversity

Examples



Towards the Future

Impact



Visit our website for updates at <https://icasp.org.uk/>